

ORDINANCE NO. 2019-14

**CITY OF BREVARD
FY 2019-2020 BUDGET ORDINANCE**

BE IT ORDAINED BY THE CITY COUNCIL OF THE CITY OF BREVARD, NORTH CAROLINA:

Section 1. It is estimated that the following revenues will be available to the General Fund for the Fiscal Year beginning July 1, 2019 and ending June 30, 2020:

	Budget
Taxes & Licenses/Permits	\$ 6,533,865
Refuse Collection Fees	\$ 886,000
Transfer from Other Funds	\$ 646,000
Franchise Sales Tax	\$ 585,000
ABC Revenue	\$ 150,000
Other Revenue	\$ 835,650
Fund Balance Appropriated	\$ 135,000
Proceeds From Borrowing	\$ 1,109,730
TOTAL REVENUES	\$ 10,881,245

Section 2. The following amounts are hereby appropriated in the General Fund for the operation of the City Government and its activities for the Fiscal Year beginning July 1, 2019 and ending June 30, 2020 in accordance with the Chart of Accounts heretofore established for the City of Brevard:

	Budget
Governing Body	\$ 104,668
Administrative	\$ 676,105
Finance	\$ 774,903
Legal	\$ 65,500
Planning	\$ 629,259
Building and Grounds	\$ 333,747
Police	\$ 3,095,564
Public Services	
• Administration	\$ 426,514
• Garage	\$ 610,586
• Streets Local	\$ 741,857
• Streets Powell Bill	\$ 222,000
• Sanitation	\$ 1,027,325
• Total Public Services	\$ 3,028,282
Recreation	\$ 208,254
Non-Departmental	\$ 1,887,963
Economic Development	\$ 77,000
Contingency	0
TOTAL EXPENDITURES	\$ 10,881,245

Section 3. It is estimated that the following revenues will be available to the Water and Sewer Utility Fund for the Fiscal Year beginning July 1, 2019 and ending June 30, 2020:

	Budget
Water Billings	\$ 2,844,875
Sewer Billings	\$ 2,528,145
Meter Fees	\$ 181,800
Other Revenues	\$ 190,000
Proceeds From Borrowing	\$ 197,562
Fund Balance Appropriated	\$ 250,172
TOTAL REVENUES	\$ 6,192,554

Section 4. The following amounts are hereby appropriated in the Water and Sewer Utility Fund for the operation of said utilities for the Fiscal Year beginning July 1, 2019 and ending June 30, 2020:

	Budget
Water Plant Operations	\$ 829,149
Water Distribution	\$ 566,549
Waste Water Treatment Plant Operations	\$ 1,668,239
Sewer Collection	\$ 806,007
Non-Departmental	\$ 2,322,610
Contingency	\$ -
TOTAL EXPENDITURES	\$ 6,192,554

Section 5. It is estimated that the following revenues will be available to the Utility Capital Project Fund for Fiscal Year beginning July 1, 2019 and ending June 30, 2020:

	Budget
Transfer From Capital Reserve	\$ 80,000
Cathey's Creek Intake Grant	\$ 1,000,000
AMR Radio Read Large Meter Loan	\$ 380,120
TOTAL REVENUES	\$ 1,460,120

Section 6. The following amounts are hereby appropriated in the Utility Capital Project Fund for the Fiscal Year beginning July 1, 2019 and ending June 30, 2020:

	Budget
Waste Water Treatment Plant Rehab	\$ 80,000
Cathey's Creek Intake Project	\$ 1,000,000
AMR Meter Purchase & Installation	\$ 380,120
TOTAL EXPENDITURES	\$ 1,460,120

Section 7. The following revenues will be continued for the Capital Reserve Fund for the Fiscal Year beginning July 1, 2019 and ending June 30, 2020:

	Budget
Fund Balance Appropriated	\$ 80,000
Impact Fees & Interest Income	
TOTAL REVENUES	\$ 80,000

Section 8. The following expenditures will be continued for the Capital Reserve Fund for the Fiscal Year beginning July 1, 2019 and ending June 30, 2020:

	Budget
Transfer to Capital Projects Fund	\$ 80,000
TOTAL EXPENDITURES	\$ 80,000

Section 9. It is estimated that the following revenues will be available to the Fire District Fund for the Fiscal Year beginning July 1, 2019 and ending June 30, 2020:

	Budget
Transfer from General Fund	\$ 438,664
Fire District Tax	\$ 382,804
Loan Proceeds	\$ 650,000
TOTAL REVENUES	\$ 1,471,468

Section 10. The following amounts are hereby appropriated in the Fire District Fund for the Fiscal Year beginning July 1, 2019 and ending June 30, 2020:

	Budget
Operations, Capital, & Debt Expenditures	\$ 1,471,468
TOTAL EXPENDITURES	\$ 1,471,468

Section 11. It is estimated that the following revenue will be available to the Terrell L. Scruggs Scholarship Fund beginning July 1, 2019 and ending June 30, 2020:

	Budget
Contributions & Donations	\$ 22,000
TOTAL REVENUES	\$ 22,000

Section 12. The following amounts are hereby appropriated in the Terrell L. Scruggs Scholarship Fund beginning July 1, 2019 and ending June 30, 2020:

	Budget
Scholarships, Expenses, & Fund Balance Incr.	\$ 22,000
TOTAL EXPENDITURES	\$ 22,000

Section 13. It is estimated that the following revenues will be available to the Bjerg Fund for the Fiscal Year beginning July 1, 2019 and ending June 30, 2020:

	Budget
Interest on Investments	\$ 1,000
TOTAL REVENUES	\$ 1,000

Section 14. The following amounts are hereby appropriated in the Bjerg Fund for the Fiscal Year beginning July 1, 2019 and ending June 30, 2020:

	Budget
Transfer to General Fund	\$ 1,000
TOTAL EXPENDITURES	\$ 1,000

Section 15. It is estimated that the following revenues will be available to the Other Post-Employment Benefits Fund for the Fiscal Year beginning July 1, 2019 and ending June 30, 2020:

	Budget
Transfer from General Fund	\$ 20,400
Transfer from Utility Fund	\$ 9,600
TOTAL REVENUES	\$ 30,000

Section 16. The following amounts are hereby appropriated in the Other Post-Employment Benefits Fund for Fiscal Year beginning July 1, 2019 and ending June 30, 2020:

	Budget
Increase in Fund Balance	\$ 30,000
(Transfer to Irrevocable Trust)	
TOTAL EXPENDITURES	\$ 30,000

Section 17. The following revenue amounts will be available in the Health Insurance Fund for Fiscal Year beginning July 1, 2019 and ending June 30, 2020:

	Budget
Transfer from General Fund	\$ 1,054,900
Transfer from Utility Fund	\$ 301,400
Dental Dependent Premiums	\$ 38,000
Employee Premiums	\$ 93,000
Retiree Premiums	\$ 33,000
TOTAL REVENUES	\$ 1,520,300

Section 18. The following amounts are hereby appropriated in the Health Insurance Fund for the Fiscal Year beginning July 1, 2019 and ending June 30, 2020:

	Budget
Health Insurance Costs	\$ 1,520,300
TOTAL EXPENDITURES	\$ 1,520,300

Section 19. It is estimated that the following revenues will be available to the Heart of Brevard Municipal Service District Tax Fund for the Fiscal Year beginning July 1, 2019 and ending June 30, 2020:

	Budget
Service District Tax - Current & Prior Years	\$ 146,000
Transfer from General Fund	\$ 11,000
TOTAL REVENUES	\$ 157,000

Section 20. The following amounts are hereby appropriated in the Heart of Brevard Municipal Service District Tax Fund for the Fiscal Year beginning July 1, 2019 and ending June 30, 2020:

	Budget
Contract Services	\$ 146,000
Transfer to Downtown Master Plan	\$ 11,000
TOTAL EXPENDITURES	\$ 157,000

Section 21. It is estimated that the following revenues will be available to the Housing Trust Fund for the Fiscal Year beginning July 1, 2019 and ending June 30, 2020:

	Budget
Developer Loan Payment	\$ 2,820
TOTAL REVENUES	\$ 2,820

Section 22. The following amounts are hereby appropriated in the Housing Trust Fund for the Fiscal Year beginning July 1, 2019 and ending June 30, 2020:

	Budget
Increase in Fund Balance	\$ 2,820
TOTAL EXPENDITURES	\$ 2,820

Section 23. It is estimated that the following revenues will be available to the Multi-Use Paths Fund for the Fiscal Year beginning July 1, 2019 and ending June 30, 2020:

	Budget
Miscellaneous Revenue	
Transfer from General Fund	\$ 180,000
Fund Balance Appropriated	\$ 700,000
TOTAL REVENUES	\$ 880,000

Section 24. The following amounts are hereby appropriated in the Multi-Use Paths Fund for the Fiscal Year beginning July 1, 2019 and ending June 30, 2020:

	Budget
Pedestrian/Bike Path	\$ 296,959
Skate Park Project	\$ 8,041
Depot Project	\$ 530,000
Loan Reimbursement to General Fund	\$ 45,000
TOTAL EXPENDITURES	\$ 880,000

Section 25. It is estimated that the following revenues will be available to the 911 Communications Fund for the Fiscal Year beginning July 1, 2019 and ending June 30, 2020.

	Budget
911 Communication Funding	\$ 56,972
TOTAL REVENUES	\$ 56,972

Section 26. The following amounts are hereby appropriated in the 911 Communications Fund for the Fiscal Year beginning July 1, 2019 and ending June 30, 2020:

	Budget
Operating Expenses	\$ 56,972
TOTAL EXPENDITURES	\$ 56,972

Section 27. It is estimated that the following revenues will be available to the Narcotics Task Force for the Fiscal Year beginning July 1, 2019 and ending June 30, 2020:

	Budget
Transylvania County	\$ 15,000
Transfer from General Fund	
State Controller Payments	\$ 10,000
Brevard ABC Board	\$ 10,000
Federal Asset Fund - Police	
Interest in Investments	\$ 100
TOTAL REVENUES	\$ 35,100

Section 28. The following amounts are hereby appropriated in the Narcotics Task Force for the Fiscal Year beginning July 1, 2019 and ending June 30, 2020:

	Budget
Operating Expenses	\$ 35,100
TOTAL EXPENDITURES	\$ 35,100

Section 29. It is estimated that the following revenues will be available to the Rosenwald Revitalization Fund for the Fiscal Year beginning July 1, 2019 and ending June 30, 2020:

	Budget
Transfer from General Fund	\$ 800,000
Fund Balance Appropriated	
TOTAL REVENUES	\$ 800,000

Section 30. The following amounts are hereby appropriated in the Rosenwald Revitalization Fund for the Fiscal Year beginning July 1, 2019 and ending June 30, 2020:

	Budget
Mary C. Jenkins Center	\$ 800,000
Fund Balance Appropriated	
TOTAL EXPENDITURES	\$ 800,000

Section 31. It is estimated that the following revenues will be available to the Downtown Master Plan for the Fiscal Year beginning July 1, 2019 and ending June 30, 2020:

	Budget
Fund Balance Appropriated	\$ 514,729
Heart of Brevard	\$ 11,000
Transfer from General Fund	\$ 180,000
Jordan St. Parking Lot Revenue	\$ 50,000
TOTAL REVENUES	\$ 755,729

Section 32. The following amounts are hereby appropriated in the Downtown Master Plan for the Fiscal Year beginning July 1, 2019 and ending June 30, 2020:

	Budget
Clemson Plaza	\$ 340,000
Design & Construction Costs	\$ 215,729
Caldwell Street Improvements	\$ 200,000
TOTAL EXPENDITURES	\$ 755,729

Section 33. The Revenues and Expenditures set forth in Section 1 through Section 32 of this Ordinance are hereby summarized as follows:

	Budget
General Fund	\$ 10,881,245
Water & Sewer Utility Fund	\$ 6,192,554
Utility Capital Projects Fund	\$ 1,460,120
Capital Reserve Fund	\$ 80,000
Fire District Fund	\$ 1,471,468
Terrell L. Scruggs Scholarship Fund	\$ 22,000
Bjerg Fund	\$ 1,000
Other Post-Employment Benefits Fund	\$ 30,000
Health Insurance Fund	\$ 1,520,300
Heart of Brevard MSD Fund	\$ 157,000
Housing Trust Fund	\$ 2,820
Multi-use Paths Fund	\$ 880,000
911 Communications Fund	\$ 56,972
Narcotics Task Force Fund	\$ 35,100
Rosenwald Revitalization Fund	\$ 800,000
Downtown Master Plan Fund	\$ 755,729
TOTAL BUDGET APPROPRIATIONS	\$ 24,346,308

Section 34. There is hereby levied a tax at the rate of fifty one cents (\$0.5100) per one hundred dollars (\$100) valuation of property as listed for taxes as of January 1, 2019 for the purpose of raising the revenue listed as Taxes in the General Fund in Section 1 of this Ordinance. This rate is based on an estimated total valuation of property for the purposes of taxation of \$1,018,500,000 and an estimated collection rate of 99.89%.


Section 35. There is hereby further levied a tax at the rate of twenty-two and one-half cents (\$0.2250) per one hundred dollars (\$100) valuation of property as listed for taxes as of January 1, 2019 within the boundaries of the Heart of Brevard Municipal Service District for the purpose of raising the revenue listed as Taxes in the Heart of Brevard Municipal Service District Tax Fund in Section 19 of this Ordinance. This rate is based on an estimated total valuation of property for the purposes of taxation of \$61,000,000 and an estimated collection rate of 99%.

Section 36. There is hereby further attached (Exhibit A) to said Ordinance a schedule of taxes, fees, and charges for the General and Utility Funds.

Section 37. The Budget Officer shall be authorized to reallocate departmental appropriations among the various line item expenditures of that department, as said officer believes necessary. The Budget Officer shall be authorized to effect interdepartmental transfers, in the same fund, provided that no departmental budget shall be reduced by more than ten percent without the prior approval of the City Council. Any such transfers shall be reported to the City Council at its next regular meeting and shall be entered in the minutes.


Section 38. Copies of the Budget Ordinance shall be furnished to the Budget Officer and Finance Officer of the City to be kept on file by them for their direction in the collection and disbursement of funds. Said officials are hereby authorized to receive and expend funds as herein set forth in accordance with the Brevard City Code and the General Statutes of the State of North Carolina.

Adopted and approved this the 17th day of June, 2019.




Jimmy Harris
Mayor

ATTEST:



Jill Murray
City Clerk

APPROVED AS TO FORM:



Michael K. Pratt
City Attorney

EXHIBIT A- City of Brevard Ordinance No. 2019-14
 Fiscal Year 2019-2020
 Schedule of Taxes, Fees, and Charges
GENERAL FUND

Property Tax Rates

City-Wide	0.5100 / \$100 Valuation
Heart of Brevard MSD	0.2250 / \$100 Valuation

ABC Licensing

Fees regulated by the State of North Carolina for the sale of beer and wine.

The license year for the following runs from May 1 through April 30 (NCGS 105-113.70(b)). License is not to be pro-rated.

Code	NCGS	Business Activity	Rate
		Beer & Wine (Copy of ABC Permit required.)	
D-101		On premise malt	\$15.00
D-102		Off premise malt	\$5.00
D-103		Wholesale beer	\$37.50
D-104		On premise wine	\$15.00
D-105		Off premise wine	\$10.00
D-106		Wholesale wine	\$37.50
D-107		Wholesale beer & wine	\$62.50

Taxi Licensing

Tax regulated by North Carolina General Statutes 20-97 and NCGS 160A-211

Code B-146 - NCGS 20-97 - Taxicabs *Requires Approval	Rate: \$15 per vehicle
--	------------------------

*Taxi / Vehicles for Hire. City of Brevard Code of Ordinances, Chapter 78

Solid Waste Removal

Residential Garbage Collection	\$9.75 plus \$7.25 County Disposal Fee / \$17.00 per month total
Commercial Dumpster	\$8.50 plus \$8.50 County Disposal Fee times number of monthly pickups / \$17.00 per month total
Small Commercial Collection	\$9.75 plus \$7.25 County Disposal Fee times number of monthly pickups / \$17.00 per month total
Special Refuse Pick Up (Includes appliances & furniture)	\$20.00 per single item \$35.00 per load
Television / Computer Monitor Collection	ALL TV's - \$15.00

Recycling

Residential Recycling Fee	\$3.00 per month
Commercial Recycling Fee	\$5.75 per month (Additional 96-gallon containers \$5.75 each)
Commercial Cardboard Recycling	\$10.00 per month per water meter for all commercial customers
Mulch Fee	Pickup truck loads, City Residents - \$0 All other loads - \$10 per yard

EXHIBIT A- City of Brevard Ordinance No. 2019-14
 Fiscal Year 2019-2020
 Schedule of Taxes, Fees, and Charges
GENERAL FUND

Franklin Pool

Admission	\$2.00 per day per individual
Individual Season Pass	\$50 per season
Family Season Pass	\$150 per season
Family Day Pass	\$7.00 per day
Party / Event Rental	\$100

Planning / Zoning

Special Events¹	Fee
City-Sponsored (examples White Squirrel, July 4 th , Halloween Fest, and Twilight Tour)	\$0
Private Property – No parking space, sidewalk, or street closures	\$0
Private Property – Includes parking space, sidewalk, or street closure ²	\$200 + \$500 bond
Public Property – Park, greenway, or similar	\$200 + \$500 bond
Public Alley Closure	\$50 (per day) + \$500 bond
State Road Closure	\$1500 (per day) + \$2,000 bond
City Road Closure	\$100 (per day) + \$1,000 bond
Public Sidewalk Closure (examples include construction, delivery, demolition, etc.)	\$500 (per day) + \$500 bond
Public Parking Space Closure (examples include construction, delivery, demolition, etc.) ²	\$100 (per day) + \$500 bond

Category I Applications	Fee³
Dedication Plats for Category I Applications	No Fee
Recombination Plats	No Fee
Minor Subdivision Plat: No new public infrastructure except sidewalks	\$75 + \$20/lot
Non-Residential New Construction	\$200 per structure
Non-Residential Interior Remodels, Additions, Accessory & Concomitant Structures, Incidental Improvements and Other Substantial Improvements or Significant Improvements to Existing, Individual Structures. ⁴	\$100
Non-Residential Change of Use and Incidental Improvements to Existing Structures (Awnings, Handicapped Ramps, Decks, etc.),	\$50
Home Occupation	\$200
Residential Dwelling New Construction and Manufactured Home Setup on New Space (not including new manufactured home parks), and secondary dwellings.	\$100 per Dwelling Unit

¹ Special event fees are for one-time or one-day events. A multi-day event shall pay the required fees for each day.

² Includes one parking space, each additional space is considered a separate fee. Street closure is considered for one block, each additional block is a separate fee.

³ When applicable, applicants must submit a check, made out to the Transylvania County Register of Deeds, to cover document recordation fees. Recordation fees are determined by Transylvania County. Please refer to the adopted fee schedule of the Transylvania County Register of Deeds for more information.

⁴ Any improvement that does not meet the definition of substantial or significant improvement. Incidental improvements include installation of handicapped ramps and entryways, awnings, unenclosed decks and patios, and lighting improvements and other minor, non-structural changes of an incidental nature.

EXHIBIT A- City of Brevard Ordinance No. 2019-14
 Fiscal Year 2019-2020
 Schedule of Taxes, Fees, and Charges
GENERAL FUND

Residential Interior Remodels and Manufactured Home Replacement on Existing Space, Additions, Accessory Structures and Incidental Improvement to a Structure or Manufactured Home ⁵	\$50
Fence	\$10
Driveway / Curb Cut / Encroachment	\$50
Tree Removal	\$25
Demolition: The Administrator may waive bonds for demolition. Administrator may require a bond in excess of \$500 if such is deemed necessary in the interests of public health or safety. These bonds shall be prepared and administered in accordance with the improvement guarantee procedures set forth in the Procedure for the Installation & Dedication of Public Improvements. The Administrator may require a demolition, in association with any development activity for which such bond is relevant.	\$50 + \$500 reimbursable bond per structure. Lots with multiple structures requiring Bonds exceeding \$500 shall be based upon a qualified professional's estimate of cleanup clean cost + 25%
Grading & Other Land Disturbance: The Administrator may waive bonds for grading and other land disturbance upon determination that such bond would serve no useful purpose. Administrator may require a bond in excess of \$500 if such is deemed necessary in the interests of public health or safety. These bonds shall be prepared and administered in accordance with the improvement guarantee procedures set forth in the Procedure for the Installation & Dedication of Public Improvements. The Administrator may require a grading or land disturbance bond in association with any development activity for which such bond is relevant.	\$50 + \$500 reimbursable bond per lot up to one acre. Lots larger than one acre requiring Bonds exceeding \$500 shall be based upon a qualified professional's estimate of cleanup clean cost + 25%
Parking Lots, Resurface	\$0
Parking Lots, New & Reconfiguration	\$50
Carnivals, Circuses	\$500 per location and permit period ⁶
Farmers Markets, Tailgate Markets, and Flea Markets	\$200 per year per location and permit period. Individual permits are not required for authorized individual vendors operating within the permitted market area
Food Truck Site	\$100
Food Truck Vendor	\$50 (permit to be renewed annually)
Temporary Vendors, Agricultural (Does not include Farmers Markets or Tailgate Markets. Includes all forms of roadside / mobile / temporary purveyors of seasonal horticultural, agricultural, aqua cultural or forest product, including but not limited to raw fruits, vegetable, perennials, annuals bulbs, dried flowers, Christmas trees, and similar products)	\$200 per location and permit period

⁵ Any improvement that does not meet the definition of substantial or significant improvement. Incidental Improvements include installation of ramps and entryways, awnings, unenclosed decks and patios, and lighting improvements and other minor non-structural changes of an incidental nature. When a handicapped ramp is built by churches or church volunteers, by other tax-exempt organizations, or by friends, acquaintances or family of the home owners or occupants, without and expense for either labor or materials being paid by the owners or occupants, the fifty-dollar (\$50) fee under this section shall be waived by the Planning Director.

⁶ The Administrator may assess fees for the actual cost of services provided by City forces (i.e., personnel, deployment of fire apparatus, solid waste removal, provision of barricades, State Fire Code inspections, and etc.) in support of special events or temporary uses. Refer to the Departmental Cost of Services section below, for a schedule of additional "cost of service" fees.

EXHIBIT A- City of Brevard Ordinance No. 2019-14
 Fiscal Year 2019-2020
 Schedule of Taxes, Fees, and Charges
GENERAL FUND

Temporary Vendors, Non-Agricultural (Does not include Flea Markets. Includes all forms of roadside / sidewalk / downtown / pushcart / mobile / itinerant merchants / temporary purveyors of non-agricultural products)	\$200 per location and permit period
Temporary Uses, All Other	\$50
Zoning Consistency Determination / Farm Exemption Certification	\$25

Category II Applications	Fee
Dedication Plats for Category II Applications	\$50
Dedication Plats	\$50
Minor Subdivision: New public infrastructure	\$500 + \$20 per lot or structure up to \$2,000
Group Developments	\$500 + \$20 per lot or structure up to \$2,000
Wireless Communication Facilities, Co-Location & Stealth	\$200
Wireless Communication Facilities / Towers, All Other	\$1,000

Category III Applications	Fee
Dedication Plats for Category III Applications	\$50
Major Subdivision: Phased subdivisions and subdivisions with 25 or more lots	\$500 + \$20 per lot or structure
Manufactured Home Park	\$500 + \$20 per space
Conditional Zoning District	\$200 + \$20 per lot or structure
Traditional Neighborhood Development	\$500 + \$20 per lot or structure
Planned Development Overlay District	\$500 + \$20 per lot or structure
Map Amendment (Rezoning)	\$500 + true cost of professional services (see below)
Text Amendment (includes modifications to PDD)	\$200 + true cost of professional services (see below)
Vested Right	\$500 + true cost of professional services (see below)
Voluntary Annexation	\$500
Street / Right-of-Way / Easement Abandonment	\$500 + Actual Cost
Variance - Zoning	\$200
Variance - Floodplain Development	\$500 + true cost of professional services (see below)
Appeal	\$0
Special Use Permit - Zoning	\$250
Special Use Permit - Floodplain Development	\$500 + true cost of professional services (see below)

Signage	Fee
Political Signs	\$50 per candidate / campaign + \$250 reimbursable bond
Wall & Marquee	\$100
Ground	\$200
Electronic (Including Message & Reader Boards)	\$1,000
Neighborhood Entrance, Projection / Suspended, Identification, Menu Board, Building Identification, and A- Frame	\$100
Street Banners	\$250
Banners & Temporary	\$0
Special Event	\$50 + 200 reimbursable bonds
Panel Replacement / Reface / Resurface	\$50
Group Developments	\$50 per sign
All Other for Which Permit is Required	\$50

EXHIBIT A- City of Brevard Ordinance No. 2019-14
 Fiscal Year 2019-2020
 Schedule of Taxes, Fees, and Charges
GENERAL FUND

Miscellaneous Fees		Fee
Code Enforcement Abatement Administrative Fee		\$250
Re-inspection Fee (failed zoning inspections)		\$50
Custom Mapping		\$40 Per Hour + cost of map (see below)
Color Printing / Photocopying	8.5"x11" – 11"x17" (1 sheet)	No Fee
	8.5"x11" – 11"x17" (>1 sheet)	50 cents per page
	Larger than 11"x17"	\$25 per copy
	8.5"x11" – 11"x17" (1 sheet)	No Fee
Black & White Printing / Photocopying	8.5"x11" – 11"x17" (>1 sheet)	10 cents per page
	Larger than 11"x17"	\$25 per copy
Fees in Lieu	Sidewalk Fee in Lieu	Actual Cost x 1.25%
	Stormwater Fee in Lieu	Actual Cost x 1.25%
	Parking	\$14,500 Per Parking Space
Improvement Guarantee for Public Improvements: The Administrator, in consultation with the City Manager and City Attorney, may accept an improvement guarantee / surety bond for public improvements associated with any development. Improvement guarantees shall be prepared and administered in accordance with the Procedure for the Installation & Dedication of Public Improvements.		Actual Cost x % As Set Forth in Chapter 16, UDO
Construction Bond: The Administrator may require and accept a construction bond upon determination that such is necessary to protect existing public infrastructure from damages associated with any development activity. The Administrator may accept a construction bond for landscaping in accordance with Chapter 8 of the City of Brevard Unified Development Ordinance. Construction bonds shall be prepared and administered in accordance with the improvement guarantee procedures set forth in the Procedure for the Installation & Dedication of Public Improvements.		Actual Cost x % As Set Forth in Chapter 16, UDO
Professional Services: The Administrator may secure the services of a qualified professional (e.g., licensed architect, attorney, engineer, landscape architect, arborist, surveyor, or planner) in the review of any application. Professional services purposes include but are not limited to: the review of floodplain development proposals, proposed public infrastructure or stormwater systems, traffic impact analyses, specialized legal services, and etc. The actual cost of professional services shall be the responsibility of the applicant. The applicant shall be informed in advance of the City's intention to secure professional services. The applicant shall be provided any and all reports generated by qualified professionals, and copies of all statements / receipts. The applicant shall reimburse the City for professional services expenditures prior to the issuance of a certificate of occupancy or final zoning / project approval.		

Traffic Violations

Parking Ticket	\$25 per violation
Fire Hydrant, Fire Lane Obstruction	\$50
Vehicle Towing	True cost of towing.

EXHIBIT A- City of Brevard Ordinance No. 2019-14
 Fiscal Year 2019-2020
 Schedule of Taxes, Fees, and Charges
GENERAL FUND

Departmental Cost of Service Fees for Special Events & Temporary Uses

The following fees are intended to recoup cost for the delivery of services in support of Special Events, Temporary Uses, and unique emergency situations (including but not limited to bomb threats, hazardous materials events, manhunts, and other unique calls for service). The specific mechanism and timing of fee recovery will be determined by the applicable department heads on a case-by-case basis.

Fire Department Inspections for City Permits	Fee
Carnivals / Fairs	\$100 per event
Explosives	\$50 per 48 hours or \$100 per 30 days
Use of Outdoor Fireworks (Does not include standby apparatus or personnel)	\$100 per event
Open Burning & Open Flame Use	\$50
Pyrotechnics Special Effects	\$50
Fireworks Tent	\$300 per 30 days
Assembly Tent	\$75 per 30 days

Fire Department, Deployment of Personnel, Apparatus & Equipment	Fee
Officer	\$35 per hour
Firefighter	\$30 per hour
Light Duty Quick Response Vehicle / Boat / Support Vehicle	\$20 per hour
Fire Engine	\$200 per hour
Rescue Truck	\$250 per hour
Ladder Truck	\$300 per hour

Public Services Department, Deployment of Personnel & Equipment	Fee
Special Dumpster Service	\$50

Police Department, Deployment of Personnel & Equipment	Fee
Officer	\$25 per hour

Alarm System Fees

The following fees are intended to recoup cost for the delivery of services in support alarm systems which may be installed, operated and maintained within the emergency communications center situated in the City Police Department.

Alarm System Connection Application Fee	\$25
Subscriber Charge for Failure to Appear Within 30 Minutes of Notification	\$10 per event
False Alarm Charge	\$20 per false alarm in excess of three per month
Alarm System Original Installation Fee	\$100 (one-time fee)

Miscellaneous Fees

Return Check Fee	\$30 per check per occurrence
------------------	-------------------------------

EXHIBIT A- City of Brevard Ordinance No. 2019-14
 Fiscal Year 2019-2020
 Schedule of Taxes, Fees, and Charges

UTILITY FUND

Water Rates

Residential, Commercial, and Institutional:

Gallons	Purchase Range	In City	Out City
All	All	\$13.65	\$20.50
All	All	\$8.11 / 1000	\$12.19 / 1000

Industrial*

Gallons	Purchase Range	In City	Out City
All	All	\$13.65	\$20.50
All	All	\$7.14 / 1000	\$10.73 / 1000

Meter Fees:

3/4 inch	\$2.70/month
1 inch	\$2.70/month
1.5 inch	\$15.00/month
2.0 inch	\$18.00/month
3.0 inch	\$25.00/month
4.0 inch	\$44.00/month
6.0 inch	\$67.00/month

*Industrial water users are manufacturers as defined and described in the 2012 North American Industry Classification System, Sectors 31-33 (refer to the following United States Census website: <http://www.census.gov/cgi-bin/sssd/naics/naicsrch?chart=2012>).

Sewer Rates

Residential, Commercial, Institutional, and Industrial:

Gallons	Purchase Range	In City	Out City
All	All	\$13.65	\$20.50
All	All	\$8.11 / 1000	\$12.19 / 1000

All multi-family dwellings, including apartments and condominiums, shall pay \$27.29 per unit or the meter reading, whichever is greater.

Economic Development Utility Rates:

City Council may, as a means of supporting economic development within the City of Brevard and Transylvania County, authorize a business to receive a 30% reduction in utility rates, subject to an agreement that such business achieve certain economic development performance measures.

EXHIBIT A- City of Brevard Ordinance No. 2019-14
Fiscal Year 2019-2020
Schedule of Taxes, Fees, and Charges

UTILITY FUND

Water Charges		
	In City	Outside City
Basic Charge (per month)	\$13.65	\$20.50
Water (per gallon, Res, Com, and Instit)	\$0.00811/gal	\$0.01219 /gal
Water (per gallon, Industrial)	\$0.00714/gal	\$0.01073/gal
Meter Fees		
	3/4 inch \$2.70/month	
	1 inch \$2.70/month	
	1.5 inch \$15.00/month	
	2.0 inch \$18.00/month	
	3.0 inch \$25.00/month	
	4.0 inch \$44.00/month	
	6.0 inch \$67.00/month	
	All multi-family dwellings, including apartments and condominiums, shall pay \$27.29 per unit or the meter reading, whichever is greater	
Meter Reactivation Fee	\$60.00	

Sewer Charges		
	In City	Outside City
Basic Charge (per month)	\$13.65	\$20.50
Sewer Water (per gallon)	\$0.00811/gal	\$0.01219 /gal

Water Tap Fees

Tap Size (inches)	Tap and Meter Setting Fee⁷
3/4	\$1,375
1	\$1,600
2	\$3,500
Charges for taps greater than 2", 6' in depth, or require disturbance to NCDOT infrastructure or right-of-way will be calculated on a case-by-case basis by the Public Works Director. Charges for such taps shall include the city's cost of personnel time, meters, materials and equipment (including asphalt repair), plus 35 percent of the direct labor charge; however, no fee for a tap larger than two inches shall be less than \$2,440.	
Water Capacity Impact Fee ⁷	\$375 per impact unit

⁷ The Public Works Director may impose additional fees to recover the true cost of water and/or sewer tap installation when such is warranted by site conditions. In such cases, fees shall be computed at the sum total of the cost of labor, materials, and equipment necessary for completion of the work plus 35 percent of the direct labor charge.

EXHIBIT A- City of Brevard Ordinance No. 2019-14
 Fiscal Year 2019-2020
 Schedule of Taxes, Fees, and Charges
UTILITY FUND

Sewer Tap Fees

Tap Size (inches)	Tap Fee
Up to 6" Tap	\$1,375
Charges for taps greater than 6", 6' in depth, or require disturbance to NCDOT infrastructure or right-of-way will be calculated on a case-by-case basis by the Public Works Director. Charges for such taps shall include the city's cost of personnel time, materials and equipment (including asphalt repair), plus 35 percent of the direct labor charge; however, no fee for a tap larger than two inches shall be less than \$955.	

System Development Fees

Connection Size (inches)	Max Flow (gpm)	Water	Sewer
¾	30	\$500	\$1,000
1	50	\$830	\$1,670
1.5	100	\$1,660	\$3,340
2	160	\$2,660	\$5,340
3	320	\$5,320	\$10,680
4	500	\$8,310	\$16,690
6	1,000	\$16,620	\$33,380
8	1,600	\$25,590	\$53,410
10	2,300	\$38,220	\$76,780
12	3,100	\$51,510	\$103,490

Sewer Tap Relocation Fee	Fee
Minimum Fee	\$500
Maximum Fee	\$1,000
Charges for sewer tap relocations will be calculated on a case-by-case basis by the Public Works Director. Charges for such taps shall include the city's cost of personnel time, materials, and equipment, plus 35 percent of the direct labor charge. The minimum and maximum sewer tap relocation fees are set forth above.	

Septage Pretreatment Charges

0 – 1,300 Gallons	\$75.00 Per Load
1,301 Gallons or Greater	\$150.00 Per Load
All out of County haulers will be charged double the above amounts	
Annual Hauler License Fee	\$100.00

EXHIBIT A- City of Brevard Ordinance No. 2019-14
 Fiscal Year 2019-2020
 Schedule of Taxes, Fees, and Charges
UTILITY FUND

Deposit fees for New Utility Accounts

Use	Fee
Deposit fee for new utility accounts	\$ 100.00

Surcharge Rates for the Collection and Treatment of High Strength Wastewater

Parameters	Rates
BOD 5	\$0.39/lb. BOD 5
Suspended solids	\$0.37/lb. SS
Leachate	\$0.05/gallon

Miscellaneous Utility Fees

Late Payment Fee	\$5 applied on the 21st day of each month
Cut-Off / Cut-On Fee	\$25 applied on the 28th day of each month
Return Check Fee	\$30 per check per occurrence
Meter Location	\$30 per occurrence
Meter Location Change	\$250
Meter reactivation	\$60
Fire Hydrant Flow Test (two or more hydrants)	\$250
Well Permit ⁸	\$1,000
Tanker Truck Access Fee	\$25
Others as specified in Chapter 70 Sec. 70-38 of the Brevard City Code	

⁸ Refer to Chapter 70 of City Code